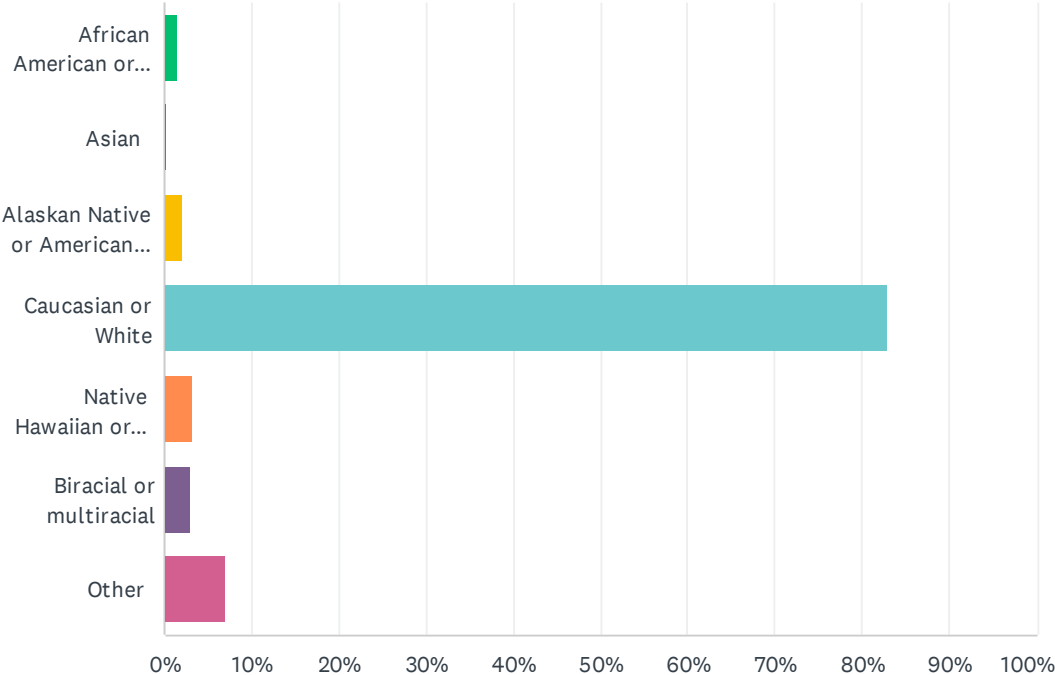


Q1 What is your race?

Answered: 659 Skipped: 0

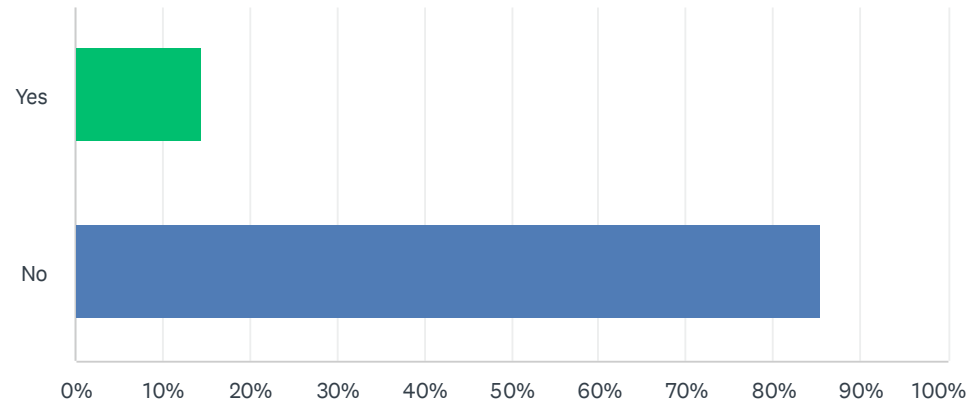


Five County 2022 Community Needs Assessment Survey

ANSWER CHOICES	RESPONSES	
African American or Black	1.52%	10
Asian	0.15%	1
Alaskan Native or American Indian	2.12%	14
Caucasian or White	83.00%	547
Native Hawaiian or other Pacific Islander	3.19%	21
Biracial or multiracial	2.88%	19
Other	7.13%	47
TOTAL		659

Q2 Are you Hispanic or Latin/o/a/x?

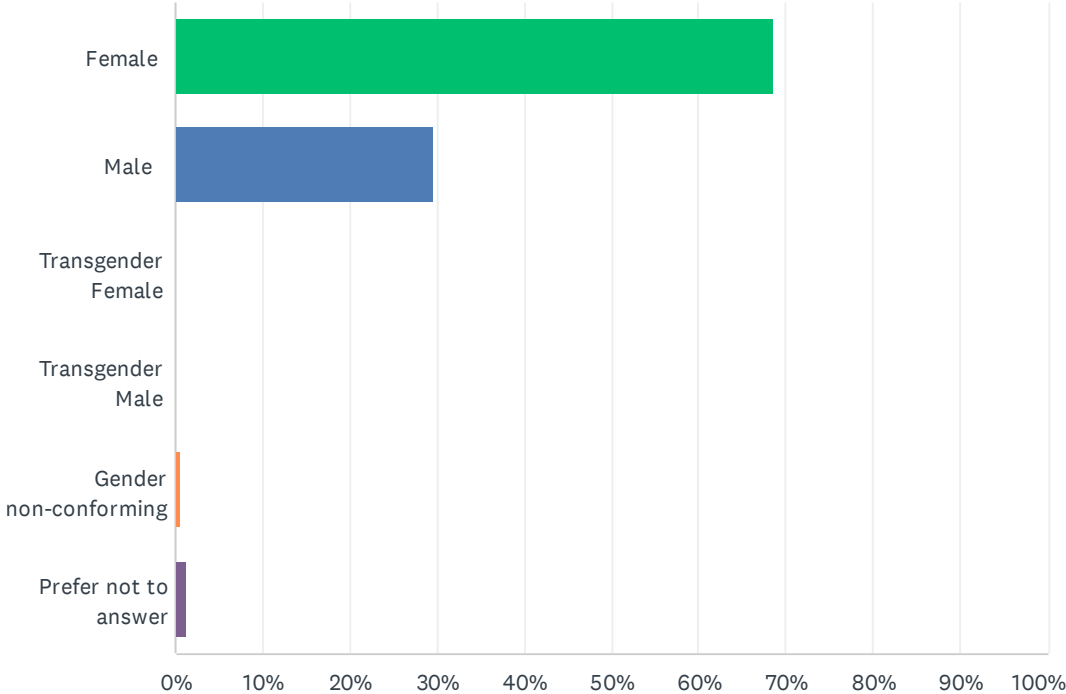
Answered: 659 Skipped: 0



ANSWER CHOICES	RESPONSES	
Yes	14.57%	96
No	85.43%	563
TOTAL		659

Q3 Select your gender

Answered: 659 Skipped: 0

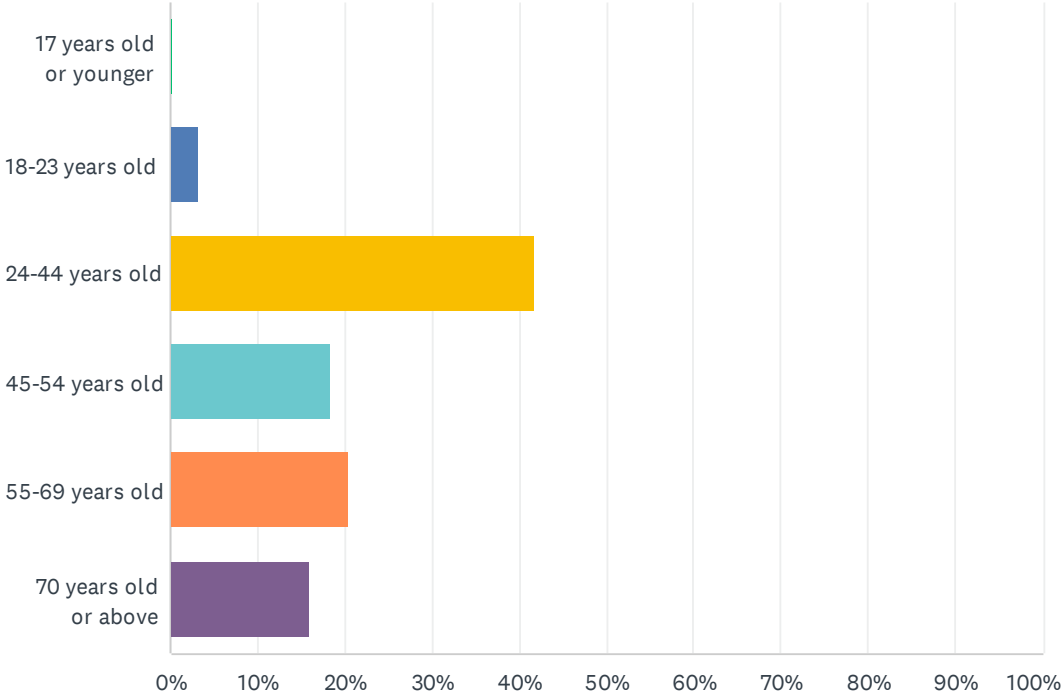


Five County 2022 Community Needs Assessment Survey

ANSWER CHOICES	RESPONSES	
Female	68.59%	452
Male	29.59%	195
Transgender Female	0.00%	0
Transgender Male	0.00%	0
Gender non-conforming	0.61%	4
Prefer not to answer	1.21%	8
TOTAL		659

Q4 What is your age?

Answered: 659 Skipped: 0

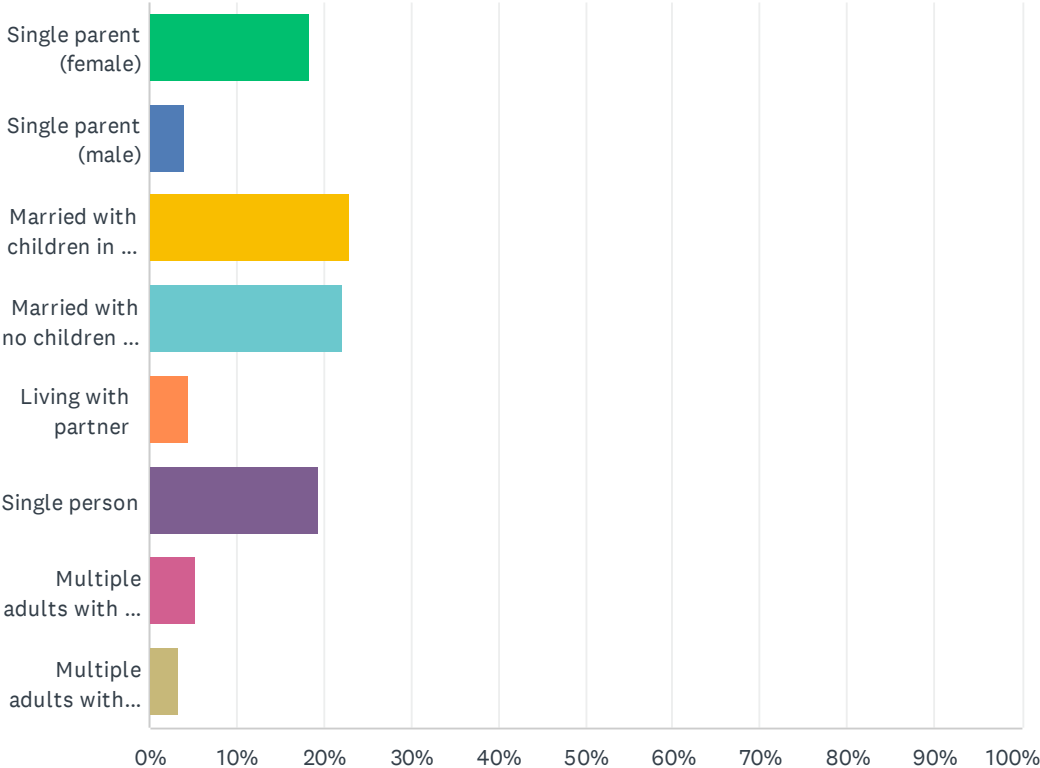


Five County 2022 Community Needs Assessment Survey

ANSWER CHOICES	RESPONSES	
17 years old or younger	0.15%	1
18-23 years old	3.19%	21
24-44 years old	41.88%	276
45-54 years old	18.36%	121
55-69 years old	20.49%	135
70 years old or above	15.93%	105
TOTAL		659

Q5 What is your household type

Answered: 657 Skipped: 2

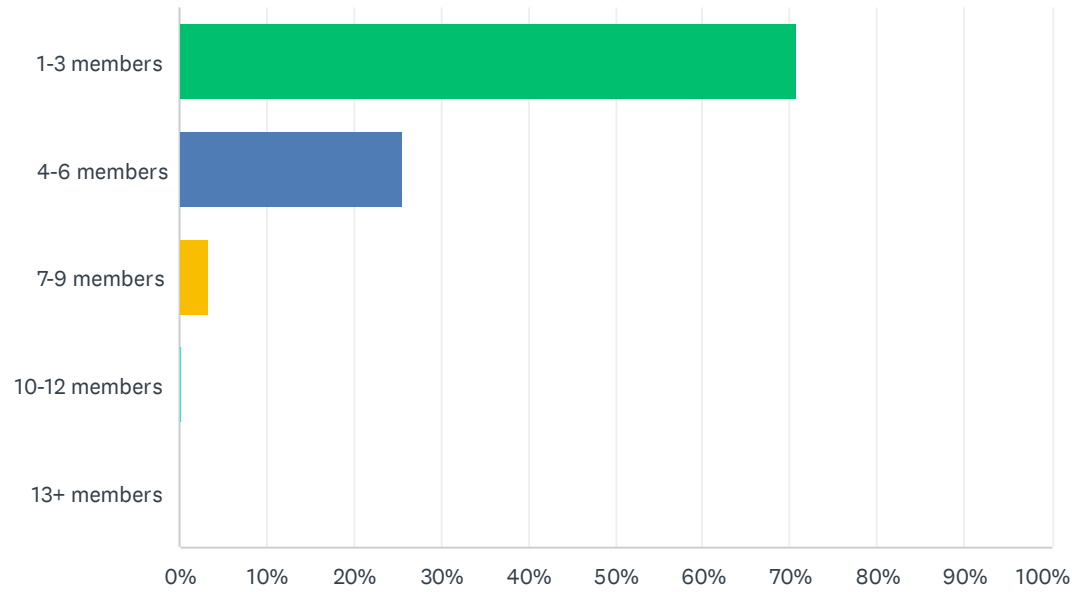


Five County 2022 Community Needs Assessment Survey

ANSWER CHOICES	RESPONSES	
Single parent (female)	18.42%	121
Single parent (male)	3.96%	26
Married with children in the home	22.98%	151
Married with no children in the home	22.07%	145
Living with partner	4.57%	30
Single person	19.33%	127
Multiple adults with no children in the home	5.33%	35
Multiple adults with children in the home	3.35%	22
TOTAL		657

Q6 What is your household size:

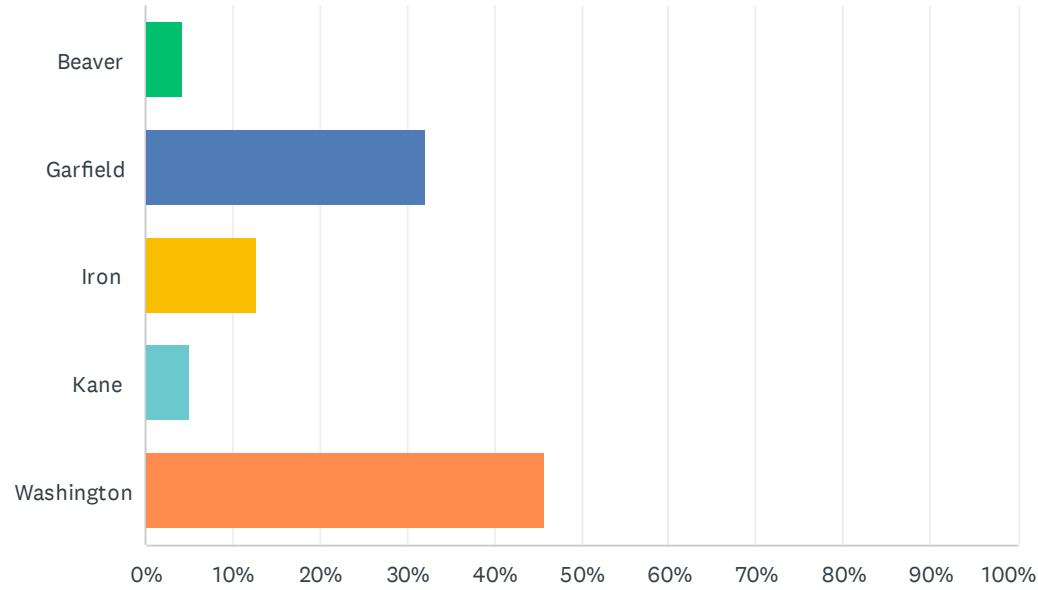
Answered: 659 Skipped: 0



ANSWER CHOICES	RESPONSES	
1-3 members	70.86%	467
4-6 members	25.64%	169
7-9 members	3.34%	22
10-12 members	0.15%	1
13+ members	0.00%	0
TOTAL		659

Q7 What county do you currently live in?

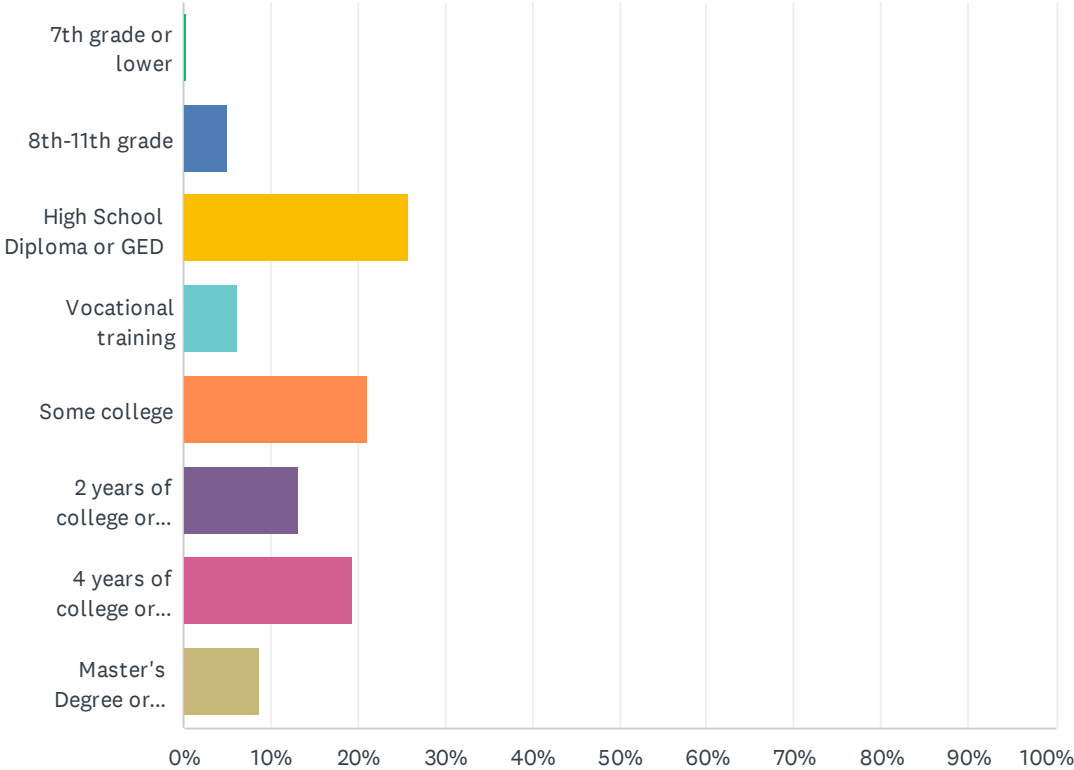
Answered: 658 Skipped: 1



ANSWER CHOICES	RESPONSES
Beaver	4.26% 28
Garfield	32.22% 212
Iron	12.77% 84
Kane	5.02% 33
Washington	45.74% 301
TOTAL	658

Q8 What is your education level?

Answered: 657 Skipped: 2

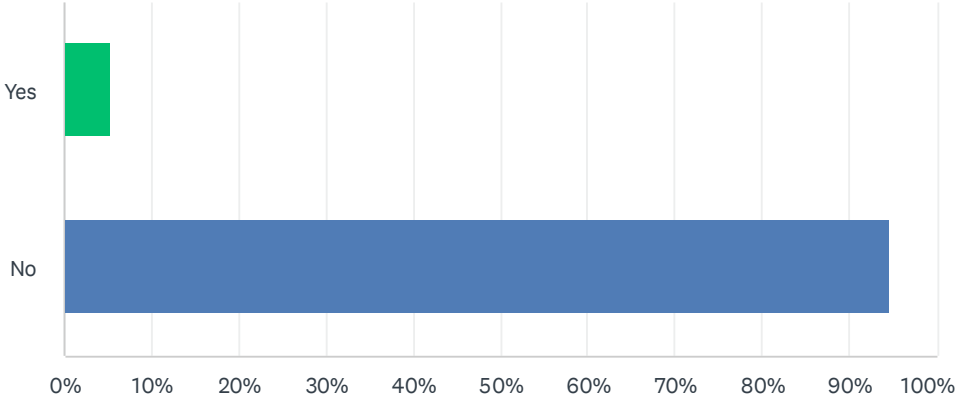


Five County 2022 Community Needs Assessment Survey

ANSWER CHOICES	RESPONSES	
7th grade or lower	0.46%	3
8th-11th grade	5.02%	33
High School Diploma or GED	25.88%	170
Vocational training	6.24%	41
Some college	21.00%	138
2 years of college or Associate Degree	13.24%	87
4 years of college or Bachelor's Degree	19.33%	127
Master's Degree or beyond	8.83%	58
TOTAL		657

Q9 Are you a local elected official?

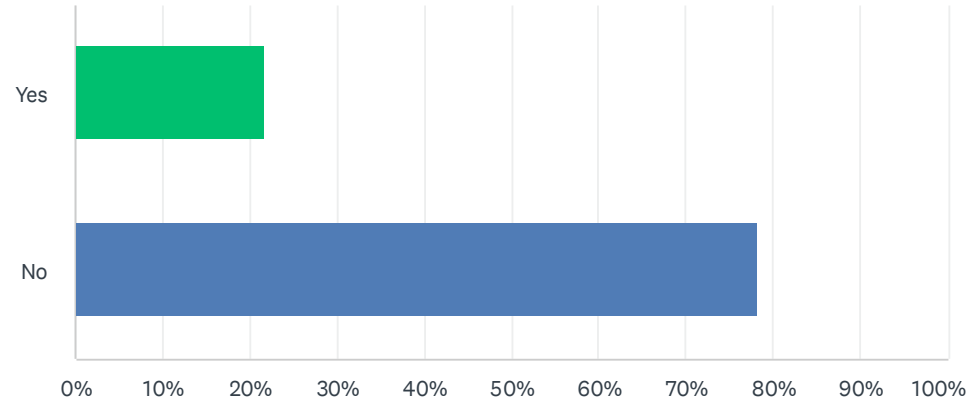
Answered: 659 Skipped: 0



ANSWER CHOICES	RESPONSES	
Yes	5.31%	35
No	94.69%	624
TOTAL		659

Q10 Do you work as a human service provider? (non-profit, for-profit, government)

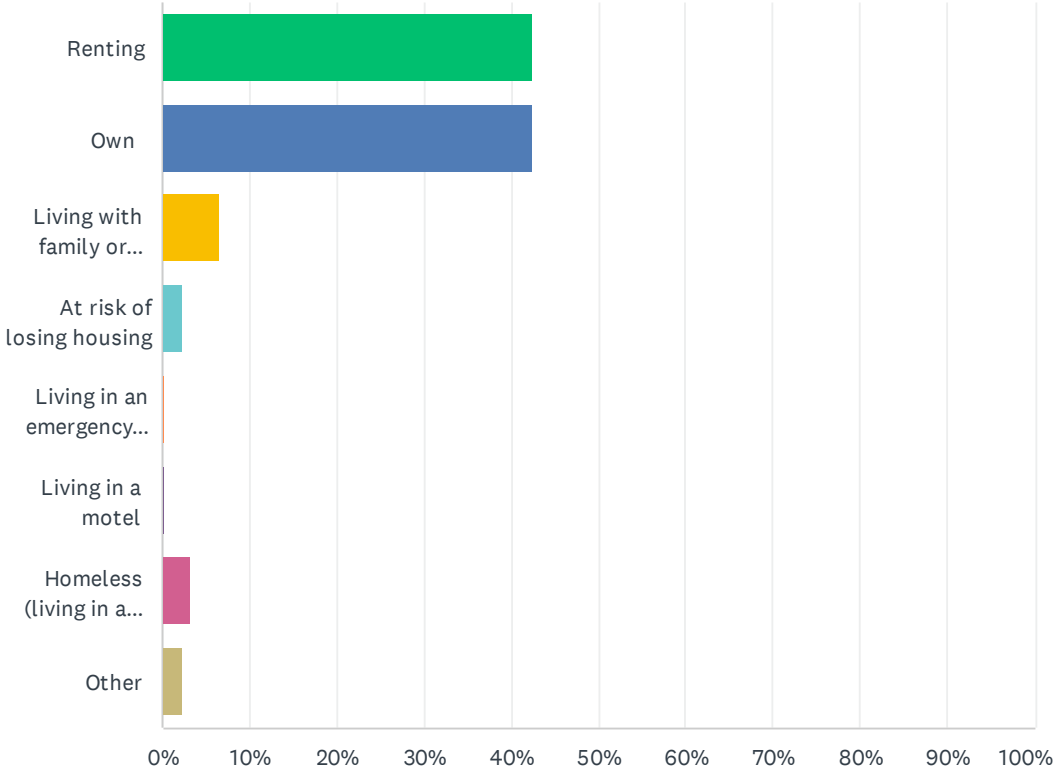
Answered: 655 Skipped: 4



ANSWER CHOICES	RESPONSES	
Yes	21.68%	142
No	78.32%	513
TOTAL		655

Q11 What is your current housing situation?

Answered: 659 Skipped: 0

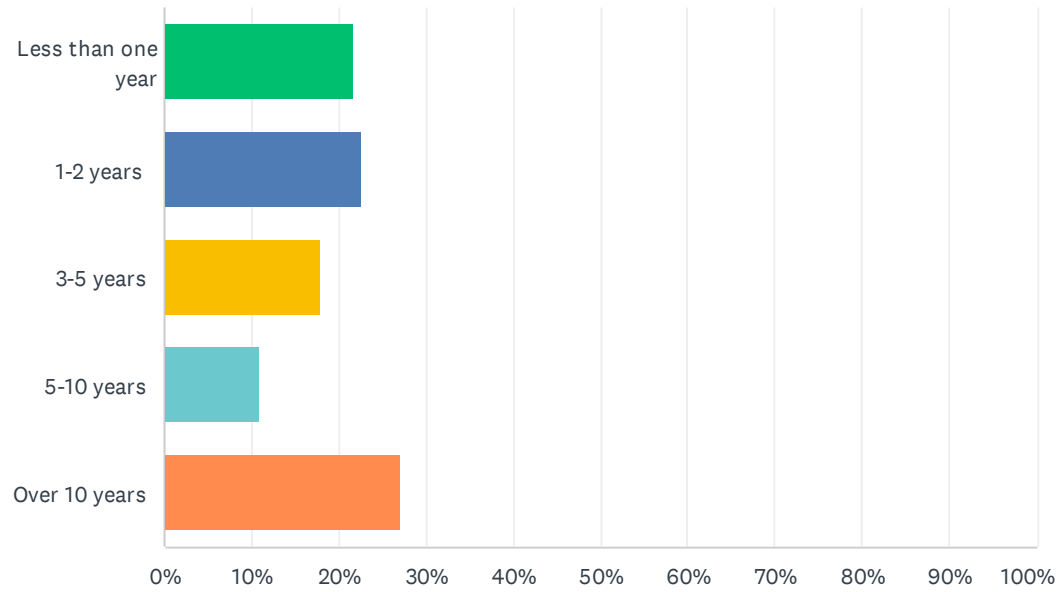


Five County 2022 Community Needs Assessment Survey

ANSWER CHOICES	RESPONSES	
Renting	42.49%	280
Own	42.49%	280
Living with family or friends	6.53%	43
At risk of losing housing	2.43%	16
Living in an emergency shelter	0.30%	2
Living in a motel	0.30%	2
Homeless (living in a place not considered habitable ex: car, abandoned building, camping)	3.19%	21
Other	2.28%	15
TOTAL		659

Q12 How many years have you lived at your current residence?

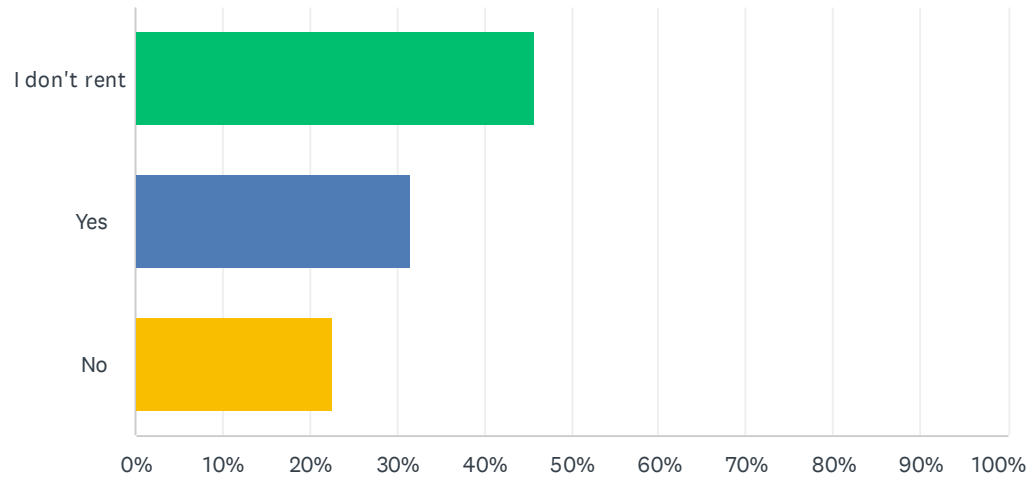
Answered: 656 Skipped: 3



ANSWER CHOICES	RESPONSES
Less than one year	21.65% 142
1-2 years	22.56% 148
3-5 years	17.99% 118
5-10 years	10.82% 71
Over 10 years	26.98% 177
Total Respondents: 656	

Q13 If you rent, has your rent increased within the past two years?

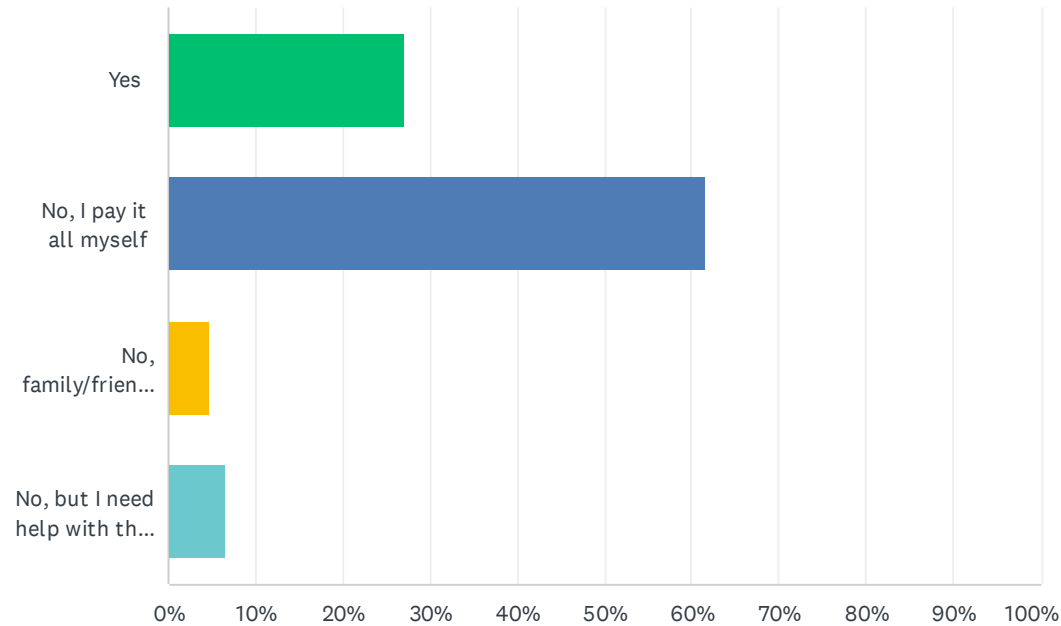
Answered: 659 Skipped: 0



ANSWER CHOICES	RESPONSES
I don't rent	45.83% 302
Yes	31.56% 208
No	22.61% 149
TOTAL	659

Q14 Have you received any third party help for rent and/or utilities?

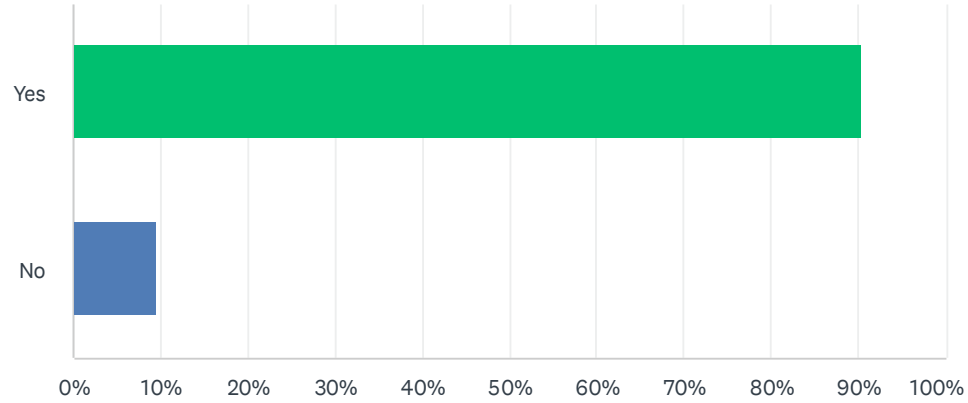
Answered: 659 Skipped: 0



ANSWER CHOICES	RESPONSES	
Yes	27.01%	178
No, I pay it all myself	61.61%	406
No, family/friends have been helping	4.70%	31
No, but I need help with these things now	6.68%	44
TOTAL		659

Q15 Do you feel safe in your home and/or neighborhood?

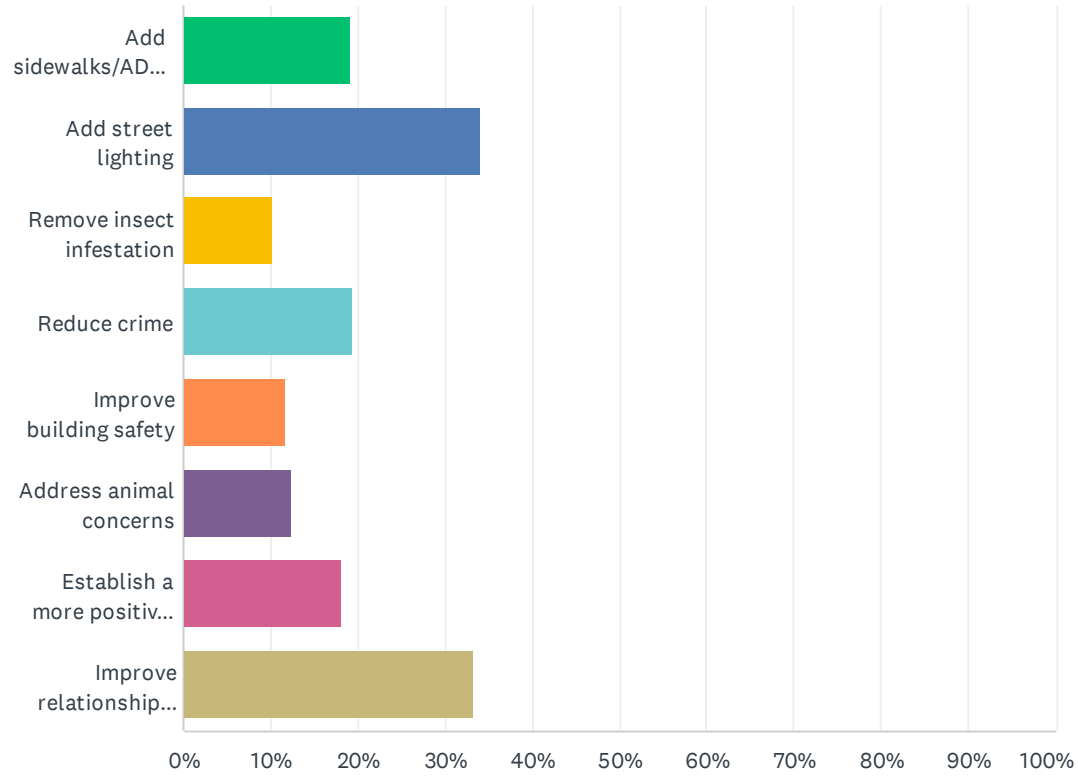
Answered: 659 Skipped: 0



ANSWER CHOICES	RESPONSES	
Yes	90.44%	596
No	9.56%	63
TOTAL		659

Q16 What would make you feel safer in your home and/or neighborhood? (Check all that apply)

Answered: 659 Skipped: 0

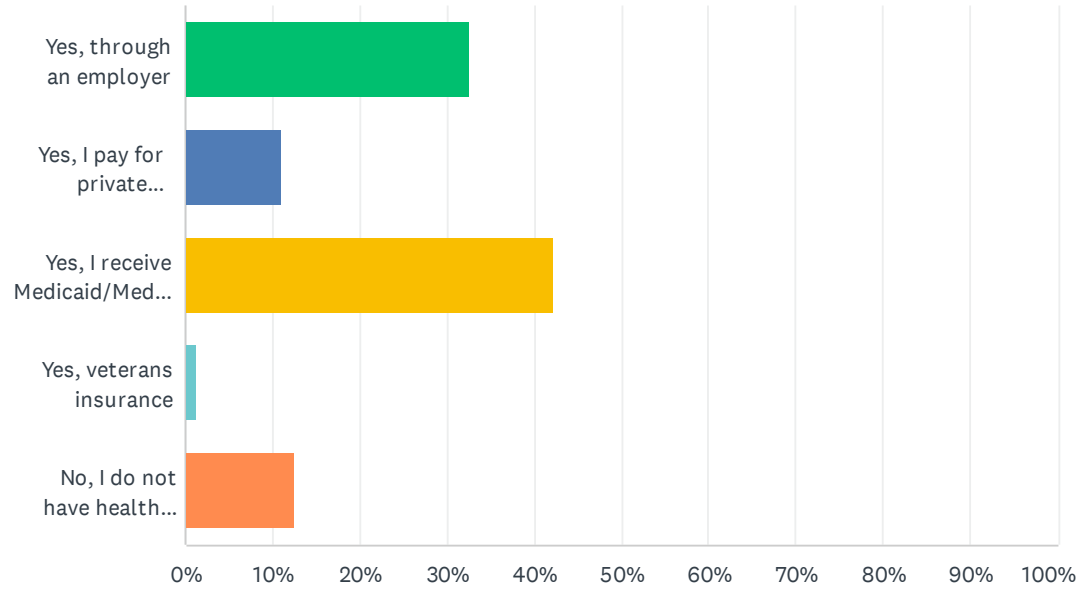


Five County 2022 Community Needs Assessment Survey

ANSWER CHOICES	RESPONSES	
Add sidewalks/ADA accessibility	19.12%	126
Add street lighting	34.14%	225
Remove insect infestation	10.32%	68
Reduce crime	19.42%	128
Improve building safety	11.68%	77
Address animal concerns	12.29%	81
Establish a more positive relationship between renters and landlords	18.21%	120
Improve relationships with other household members and/or neighbors	33.23%	219
Total Respondents: 659		

Q17 Does your household have health insurance?

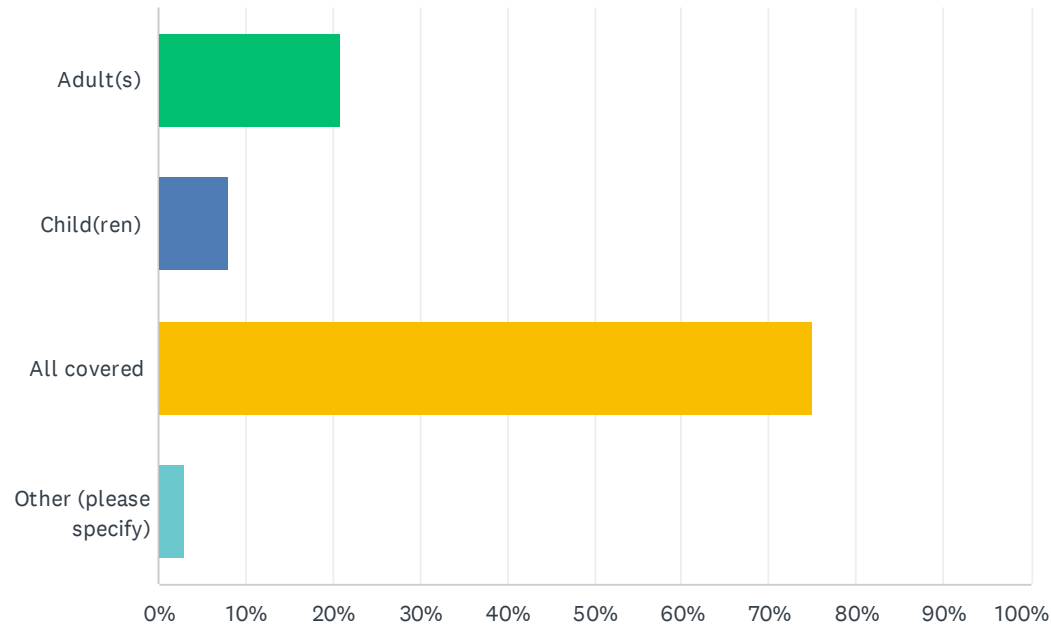
Answered: 653 Skipped: 6



ANSWER CHOICES	RESPONSES	
Yes, through an employer	32.62%	213
Yes, I pay for private insurance	11.18%	73
Yes, I receive Medicaid/Medicare/CHIP/PCN	42.27%	276
Yes, veterans insurance	1.38%	9
No, I do not have health insurance	12.56%	82
TOTAL		653

Q18 Does anyone in your household NOT have health insurance (Check all that apply)

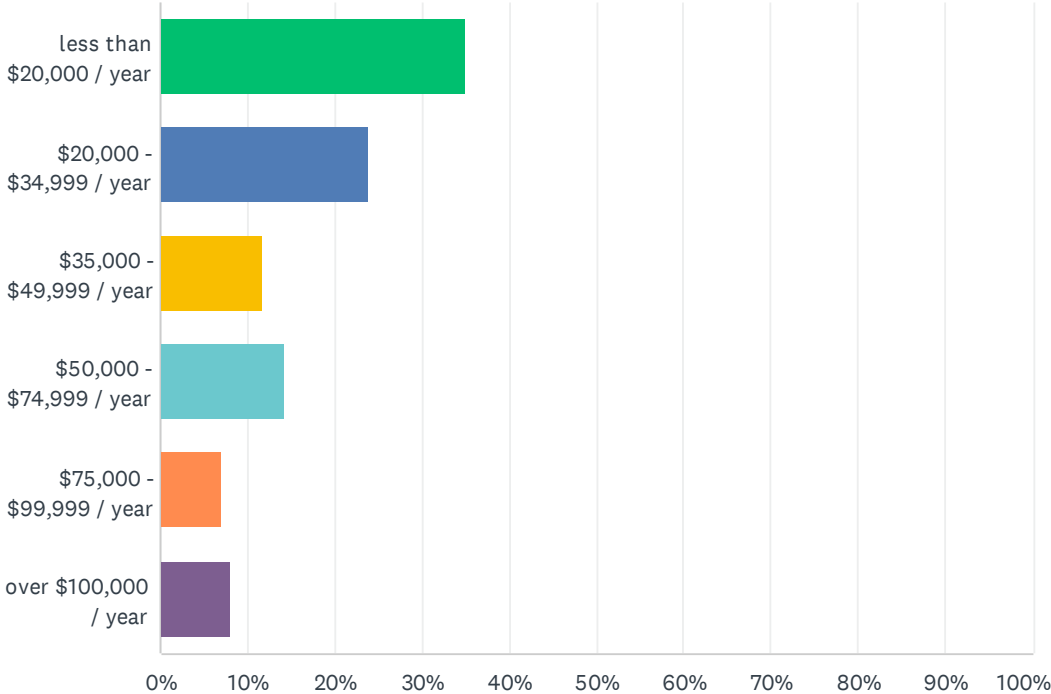
Answered: 659 Skipped: 0



ANSWER CHOICES	RESPONSES	
Adult(s)	20.79%	137
Child(ren)	8.19%	54
All covered	75.11%	495
Other (please specify)	3.03%	20
Total Respondents: 659		

Q19 Please select your household income

Answered: 659 Skipped: 0

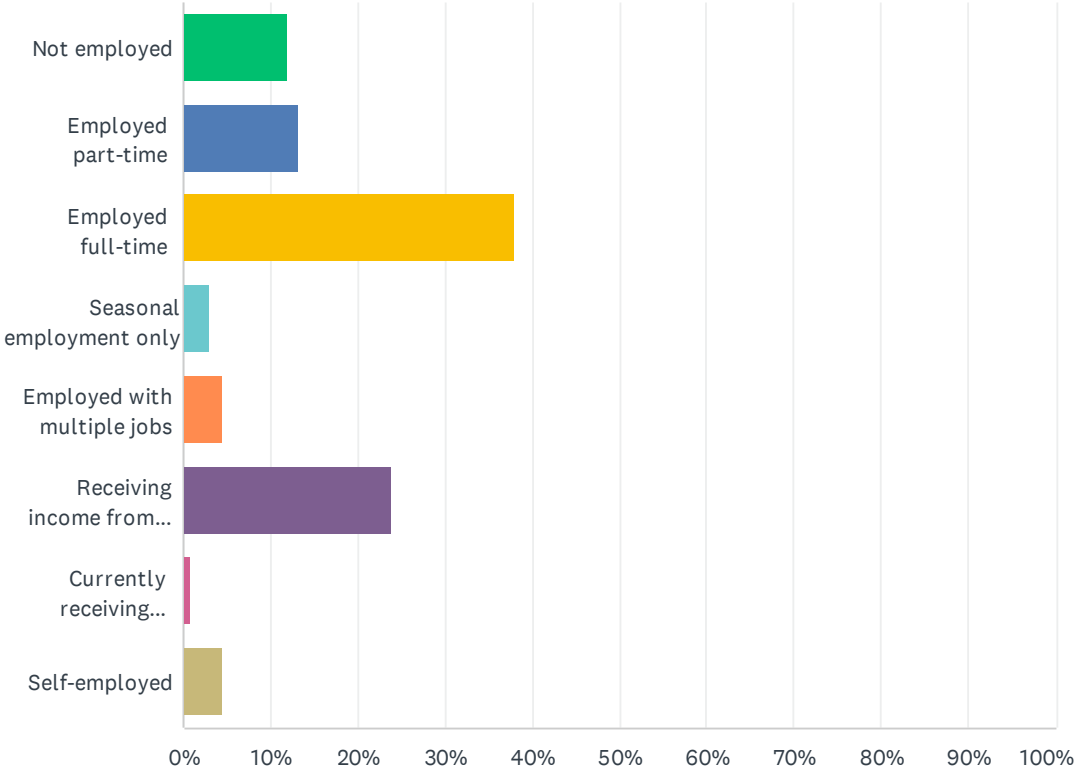


Five County 2022 Community Needs Assessment Survey

ANSWER CHOICES	RESPONSES	
less than \$20,000 / year	35.05%	231
\$20,000 - \$34,999 / year	23.98%	158
\$35,000 - \$49,999 / year	11.68%	77
\$50,000 - \$74,999 / year	14.26%	94
\$75,000 - \$99,999 / year	6.98%	46
over \$100,000 / year	8.04%	53
TOTAL		659

Q20 Select the answer that best describes your type of income:

Answered: 659 Skipped: 0

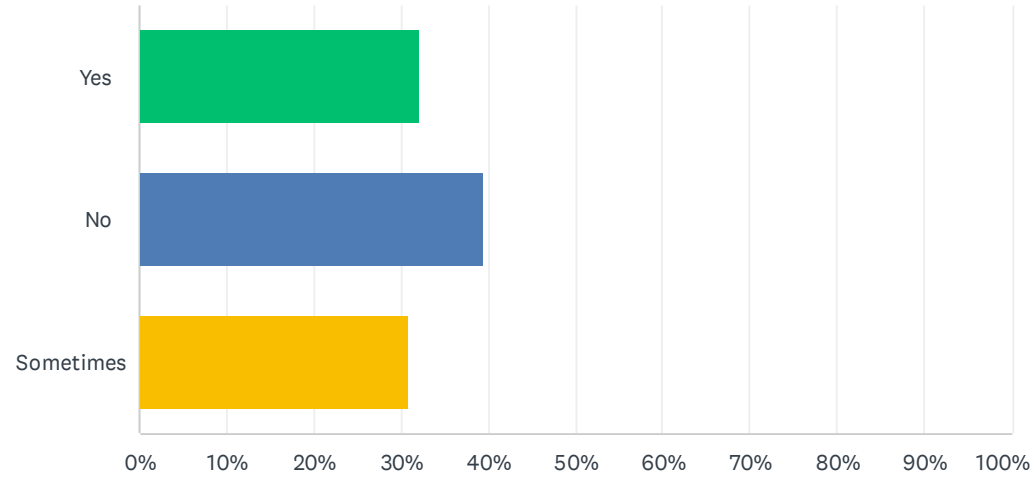


Five County 2022 Community Needs Assessment Survey

ANSWER CHOICES	RESPONSES	
Not employed	11.99%	79
Employed part-time	13.20%	87
Employed full-time	37.94%	250
Seasonal employment only	2.88%	19
Employed with multiple jobs	4.55%	30
Receiving income from Social Security and/or retirement plan	23.98%	158
Currently receiving temporary assistance from the Department of Workforce Services (DWS)(such as FEP, General Assistance, Unemployment Benefits, etc.)	0.91%	6
Self-employed	4.55%	30
TOTAL		659

Q21 Do your household expenses exceed your household income?

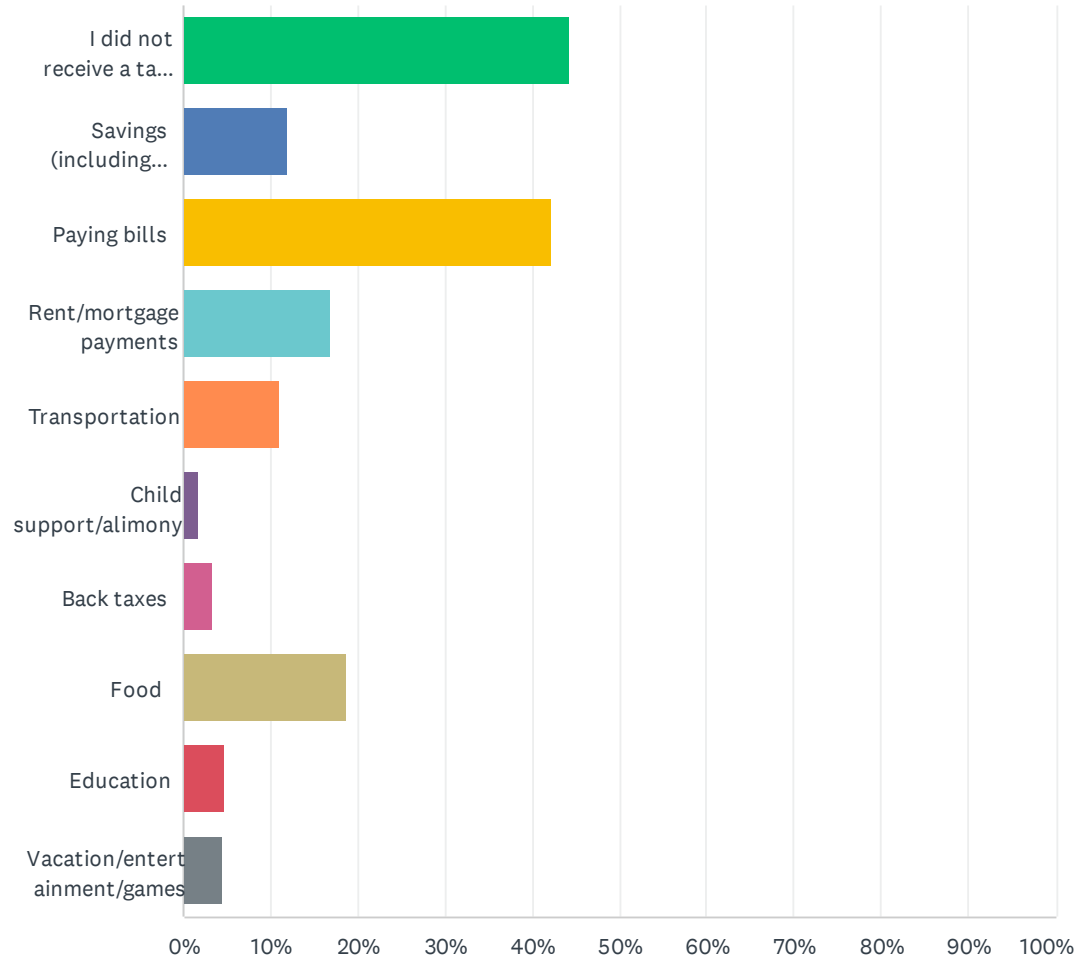
Answered: 653 Skipped: 6



ANSWER CHOICES	RESPONSES	
Yes	32.16%	210
No	39.36%	257
Sometimes	30.93%	202
Total Respondents: 653		

Q22 If you received a tax return this year, how did you spend it? (Check all that apply)

Answered: 633 Skipped: 26

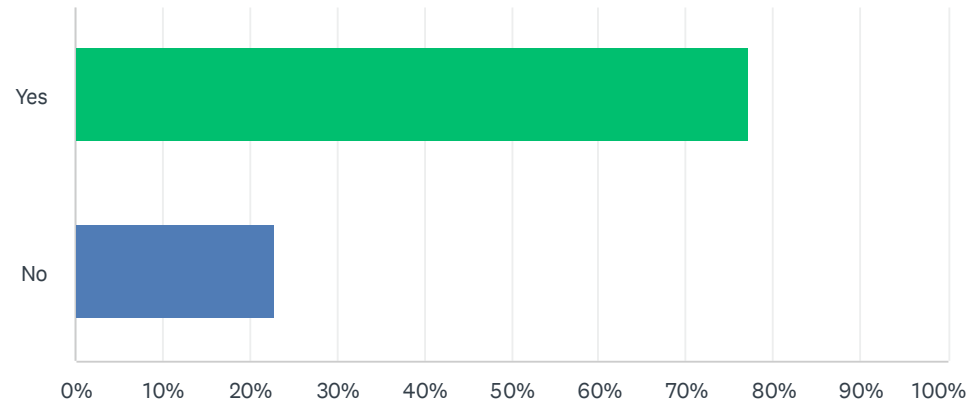


Five County 2022 Community Needs Assessment Survey

ANSWER CHOICES	RESPONSES	
I did not receive a tax return/refund	44.39%	281
Savings (including 401K, college fund, etc.)	11.85%	75
Paying bills	42.18%	267
Rent/mortgage payments	16.75%	106
Transportation	11.06%	70
Child support/alimony	1.74%	11
Back taxes	3.32%	21
Food	18.80%	119
Education	4.74%	30
Vacation/entertainment/games	4.42%	28
Total Respondents: 633		

Q23 Were you aware of the child tax credit?

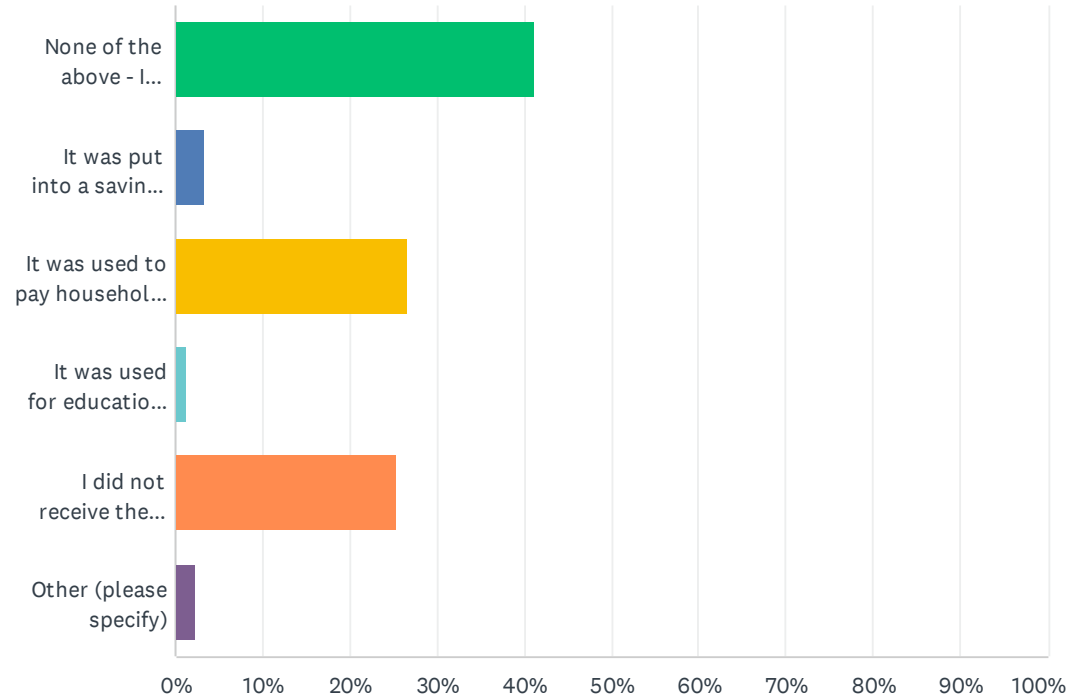
Answered: 642 Skipped: 17



ANSWER CHOICES	RESPONSES	
Yes	77.26%	496
No	22.74%	146
TOTAL		642

Q24 How did you spend your child tax credit? how did these funds help your family?

Answered: 645 Skipped: 14



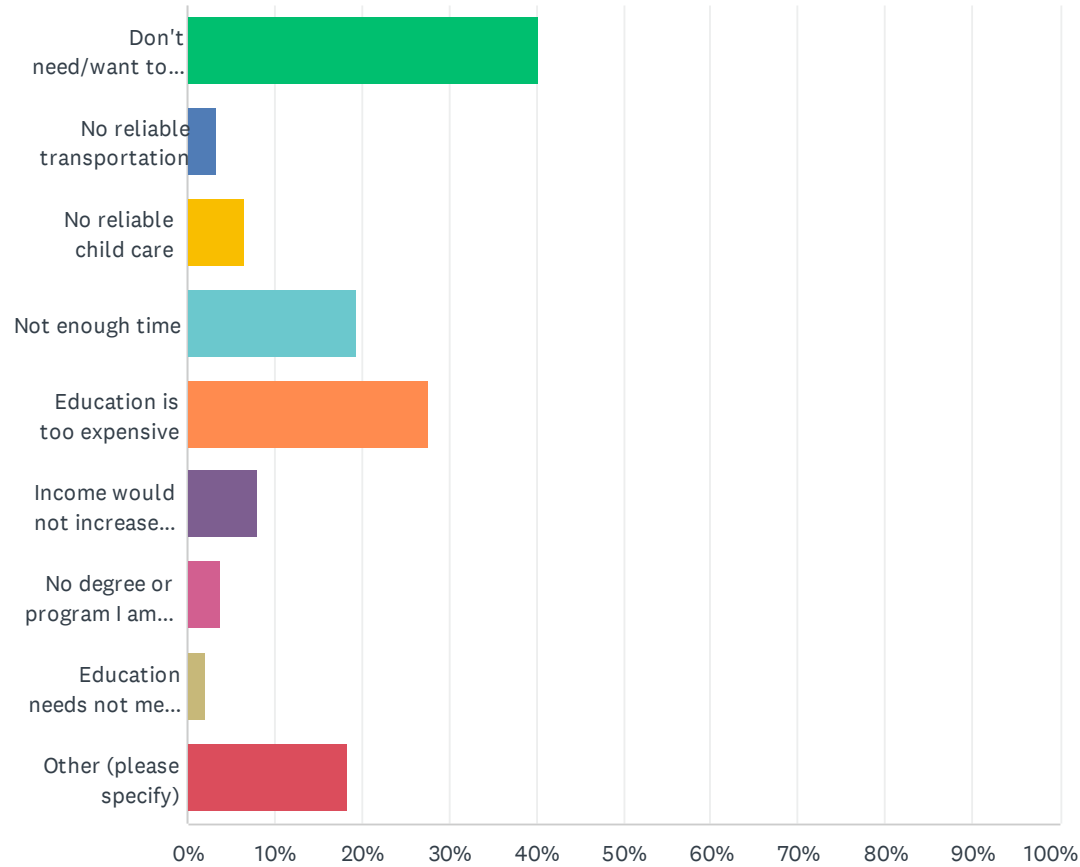
Five County 2022 Community Needs Assessment Survey

ANSWER CHOICES	RESPONSES	
None of the above - I didn't receive the child tax credit	41.09%	265
It was put into a savings account	3.41%	22
It was used to pay household expenses/bills	26.67%	172
It was used for education costs	1.24%	8
I did not receive the child tax credit	25.27%	163
Other (please specify)	2.33%	15
TOTAL		645

#	OTHER (PLEASE SPECIFY)	DATE
1	Put in savings to pay back	6/27/2022 11:13 AM
2	clothing, food, school supplies	5/19/2022 11:24 AM
3	none	5/18/2022 4:09 PM
4	Pregnant right now	5/13/2022 7:18 PM
5	I don't have kids	4/26/2022 9:34 AM
6	My ex wife takes the credit on odd years	3/24/2022 1:38 AM
7	I used it to pay my car insurance and get school clothes	2/3/2022 12:40 PM
8	I only receive half	2/3/2022 8:31 AM
9	All of above and clothes for family	2/2/2022 11:46 AM
10	Would buy toilet paper and other household necessities for the year	2/2/2022 9:22 AM
11	Bought clothing for my child and paid bills	2/1/2022 12:09 PM
12	Paid for daycare since DWS stopped paying for 3 months without notifying me	1/31/2022 5:18 PM
13	Christmas, family trip, moving into a new home necessary things	1/31/2022 4:51 PM
14	Tax credit was sent out but never received something happened in the mail delivery	1/31/2022 4:38 PM
15	Opt Out	1/25/2022 9:52 AM

Q25 What is preventing you from furthering your education? (Check all that apply)

Answered: 636 Skipped: 23



Five County 2022 Community Needs Assessment Survey

ANSWER CHOICES	RESPONSES	
Don't need/want to further education at this time	40.25%	256
No reliable transportation	3.46%	22
No reliable child care	6.60%	42
Not enough time	19.50%	124
Education is too expensive	27.67%	176
Income would not increase with further education	8.02%	51
No degree or program I am interested in	3.77%	24
Education needs not met in education system	2.20%	14
Other (please specify)	18.24%	116
Total Respondents: 636		

#	OTHER (PLEASE SPECIFY)	DATE
1	Distance and work schedule	6/27/2022 2:08 PM
2	I want to just need to wait till husband finishes masters degree	6/27/2022 11:15 AM
3	Ready to retire	6/27/2022 11:04 AM
4	No monies	6/14/2022 3:12 PM
5	don't speak English	6/3/2022 12:12 PM
6	NONE	6/3/2022 12:07 PM
7	NONE	6/3/2022 11:41 AM
8	language barrier	6/3/2022 11:04 AM
9	too old	5/26/2022 12:53 PM
10	eye sight	5/26/2022 12:30 PM
11	old	5/26/2022 12:28 PM
12	Going to school currently	5/26/2022 12:14 PM
13	Retired	5/26/2022 12:11 PM
14	age	5/26/2022 12:07 PM

Five County 2022 Community Needs Assessment Survey

15	Retired	5/26/2022 11:57 AM
16	too tired	5/26/2022 11:49 AM
17	Currently unsure what to study for further education and no requirement with current full-time position.	5/26/2022 11:17 AM
18	self improvement	5/26/2022 11:14 AM
19	none	5/26/2022 11:08 AM
20	retired	5/23/2022 3:16 PM
21	old, retired, active, healthy	5/23/2022 3:09 PM
22	too old	5/23/2022 3:04 PM
23	na	5/23/2022 3:01 PM
24	old age	5/23/2022 2:46 PM
25	Retired	5/23/2022 10:50 AM
26	I am furthering my education but it is very expensive	5/22/2022 6:10 AM
27	too old	5/19/2022 12:25 PM
28	too old	5/19/2022 12:24 PM
29	100% disabled	5/19/2022 12:19 PM
30	age	5/19/2022 12:08 PM
31	too old	5/19/2022 11:26 AM
32	currently working on perquisites than will enroll into WGU for bachelor in accounting	5/18/2022 11:21 PM
33	Homeless	5/17/2022 11:10 AM
34	too old	5/16/2022 12:42 PM
35	too old	5/16/2022 12:34 PM
36	I'm 94 years old	5/16/2022 12:10 PM
37	Need house asap	5/13/2022 7:18 PM
38	Trying to take care of 5 kids all different schools and work schedules	5/10/2022 7:02 PM
39	don't want to	5/5/2022 9:30 AM
40	I feel that is slightly over rated. Technical education is important.	5/4/2022 9:53 PM
41	could not afford the college	5/4/2022 11:51 AM
42	We need public transportation in surrounding towns adjacent to St. George	5/4/2022 10:18 AM

Five County 2022 Community Needs Assessment Survey

43	Funding	5/4/2022 9:47 AM
44	ZERO CHILD CARE IF YOU ARE POOR for kids over 5 in the summers OR AFTER SCHOOL. by the city via recreation centers...who CLAIM to offer summer camp which is ACTUALLY A 1 hour CLASS ONLY!!!!!!!!!!!!!! NO CHILD CARE means NO ABILITY TO WORK and leaVE KIDS ALONE AND OR WITHOUT A WAY TO GET HOME OR TO CHILD CARE IF IT EXISTED AT ALL!!!! EVERY SMALL CITY HAS ALL DAY SUMMER CAMPS AND ALL DAY CHILD CARES IN SUMMER FOR ALL AGES, BUSES THAT ACTUALLY C ORRESPOND TO EACH SCHOOL AND OR AFTER SCHOOL CARE AT EACH SCHOOL FOR ALL ages that is engaging like the non profit from Washington dc used in California and elsewhere called STAR!!!!!! You actually think anyone is going to WORK or study when YOU CANT LEAVE YOUR KIDS ALONE FOR HOURS ON END, CANT GET THEM FROM SCHOOL HOME EVEN, or you have either the choice of NO camps or summer care for 11-12 weeks every summer!!!!!!!!!!!!!!!!!!!!!!!!!!!!!! Really????????? this is EVERYONES NUMBER 1 issue.....EVERYONE says this constantly...ZERO programs for school age kids, tweens, teens, NO all day camps for kids in the summer while parents work or study. ZERO after school camps or care at most schools. HOW about the tweens and 1-6th or so who are in at risk with nothing to do and nowhere to go all day all summer IF we could even leave them alone...So you have to be rich to either have a nanny, or pay for a cmap out of state or up north to send them away too in order to work a job or study?	5/4/2022 9:37 AM
45	Currently attending	5/4/2022 9:11 AM
46	Classes not available during my or spouse available times	5/4/2022 9:03 AM
47	didn't answer	4/26/2022 11:44 AM
48	nothing	4/26/2022 9:37 AM
49	currently attending	4/25/2022 2:20 PM
50	I am in school	4/25/2022 2:14 PM
51	Homeless	4/13/2022 5:43 AM
52	Time	4/7/2022 9:41 AM
53	Ita just me n my son and I'm pregnant	3/25/2022 3:02 PM
54	I am taking out student loans	3/24/2022 9:53 AM
55	I don't have time and can't afford it	3/16/2022 5:41 PM
56	Where do you go after a PhD?	3/7/2022 7:34 PM
57	Don't have a laptop nor a place with Internet	3/2/2022 10:56 PM
58	I'm currently enrolling in school	3/1/2022 10:57 AM
59	Cannot afford travel expenses	2/19/2022 8:15 AM
60	Grieving for the loss of my sister	2/14/2022 10:03 PM
61	Currently in school	2/9/2022 9:08 PM
62	Student Loan Debt	2/8/2022 7:55 AM

Five County 2022 Community Needs Assessment Survey

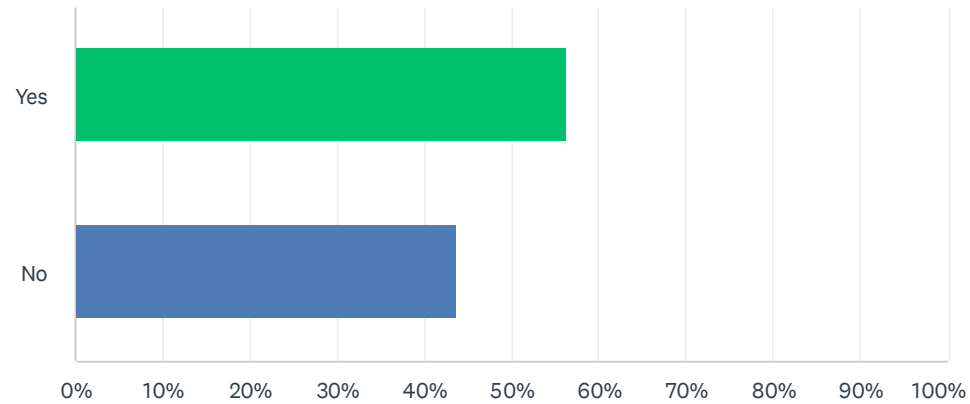
63	Busiest time of my seasonal employment	2/7/2022 2:31 PM
64	I. am 65 years old and disabled it would be difficult for me to be in class	2/7/2022 6:27 AM
65	Cannot work full time and go to school full time	2/6/2022 6:19 PM
66	I dont function well working with my mental illness	2/5/2022 4:59 PM
67	Taking care of my sick and disabled spouse while being disabled myself	2/5/2022 9:09 AM
68	Single parent with 2 children	2/3/2022 6:50 PM
69	I am caring for my 87 yr old mother that is blind and disabled	2/3/2022 3:08 PM
70	Student loans are in default	2/3/2022 12:40 PM
71	I owe to much for past schooling	2/3/2022 7:04 AM
72	Student loans	2/2/2022 9:34 PM
73	Depression	2/2/2022 8:33 PM
74	Too old and don't need more education	2/2/2022 7:24 PM
75	In two years I'll be 60 not sure if education would be appropriate for me.	2/2/2022 7:19 PM
76	I need to keep working to pay for food and bills.	2/2/2022 5:50 PM
77	Chronic illness	2/2/2022 5:08 PM
78	Too old.	2/2/2022 2:19 PM
79	My age and learning disability	2/2/2022 12:47 PM
80	?	2/2/2022 11:46 AM
81	Don't know how to apply	2/2/2022 11:31 AM
82	I'm too old and already have my masters degree	2/2/2022 10:43 AM
83	I am a felon so even with a degree it wouldn't be beneficial to pay for education that I couldn't use	2/2/2022 10:20 AM
84	Need classes on various subjects in Kanab	2/2/2022 10:19 AM
85	I'm 45	2/2/2022 10:07 AM
86	I have a degree, not sure why there would be pressure to do more if only to get more debt	2/2/2022 9:53 AM
87	Mom of 8 (some homeschooled)	2/2/2022 6:42 AM
88	I am currently in school for my bachelors degree	2/2/2022 5:17 AM
89	Can't afford to not work while I'm schoans can't do both	2/1/2022 11:47 PM
90	Not sure what I would want a degree in and don't want to waste money until I do	2/1/2022 9:11 PM

Five County 2022 Community Needs Assessment Survey

91	Medical and financial struggles	2/1/2022 6:20 PM
92	Retired	2/1/2022 5:52 PM
93	Too many health issues	2/1/2022 5:50 PM
94	Age	2/1/2022 4:26 PM
95	My health at this time I can't	2/1/2022 1:54 PM
96	I am retired.	2/1/2022 5:04 AM
97	weird question 63 years old	1/31/2022 8:01 PM
98	Health	1/31/2022 6:35 PM
99	I didn't get accepted the last time i applied and vocational rehab was going to help pay	1/31/2022 6:01 PM
100	Need to make my child's needs come first	1/31/2022 5:40 PM
101	Trying to but have no money	1/31/2022 5:28 PM
102	Can't do school and support myself	1/31/2022 5:27 PM
103	Health	1/31/2022 5:22 PM
104	I have a Masters degree and still don't make enough to afford a house.	1/31/2022 5:16 PM
105	I'm a single mother and work full time.	1/31/2022 5:00 PM
106	I am furthering my education	1/31/2022 4:51 PM
107	I'm a student	1/31/2022 4:31 PM
108	working on my ged/highschool diploma	1/31/2022 4:31 PM
109	I am working on getting my GED now	1/31/2022 4:30 PM
110	Currently a student	1/31/2022 4:28 PM
111	I have a degree	1/31/2022 4:27 PM
112	I am furthering	1/31/2022 3:57 PM
113	Disabled	1/31/2022 3:57 PM
114	Covid-19	1/25/2022 9:45 PM
115	I am furthering my education.	1/25/2022 4:50 PM
116	What's the point..	1/25/2022 12:55 PM

Q26 Are you aware of community resources for physical health concerns?

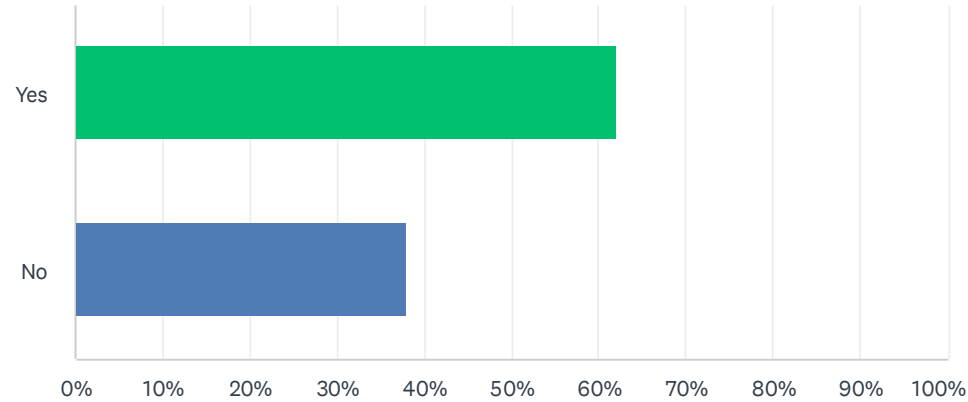
Answered: 659 Skipped: 0



ANSWER CHOICES	RESPONSES	
Yes	56.30%	371
No	43.70%	288
TOTAL		659

Q27 Are you aware of community resources for mental health concerns?

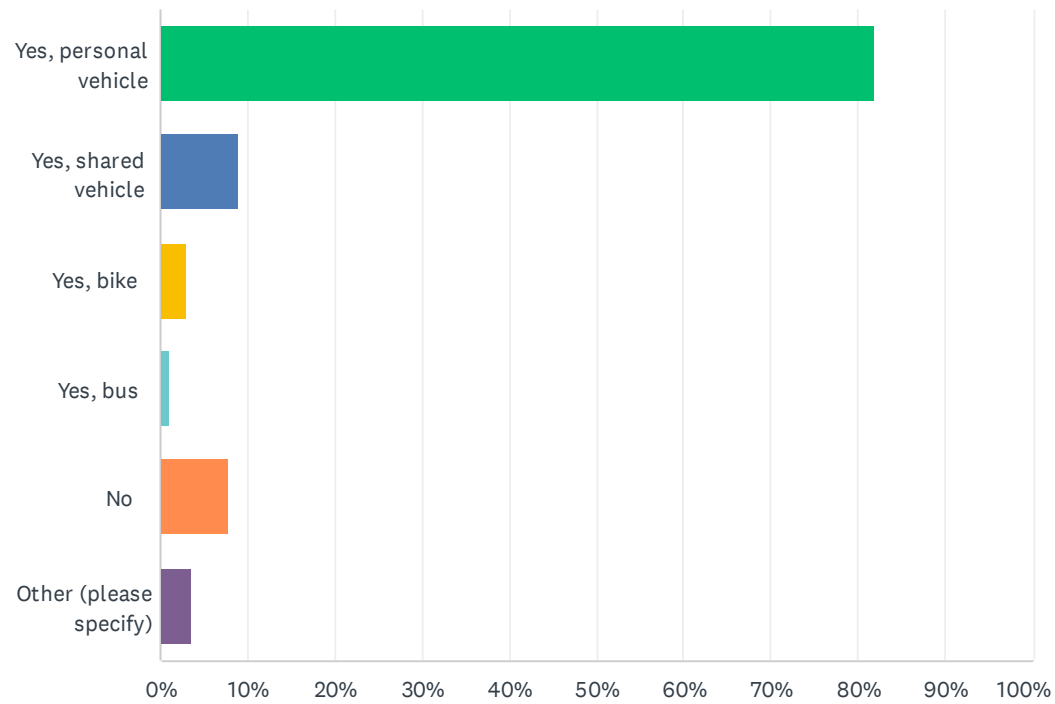
Answered: 653 Skipped: 6



ANSWER CHOICES	RESPONSES	
Yes	62.02%	405
No	37.98%	248
TOTAL		653

Q28 Do you have safe and reliable transportation to get where you need/want to go? (Check all that apply)

Answered: 653 Skipped: 6



Five County 2022 Community Needs Assessment Survey

ANSWER CHOICES	RESPONSES	
Yes, personal vehicle	81.93%	535
Yes, shared vehicle	8.88%	58
Yes, bike	2.91%	19
Yes, bus	1.07%	7
No	7.96%	52
Other (please specify)	3.52%	23
Total Respondents: 653		

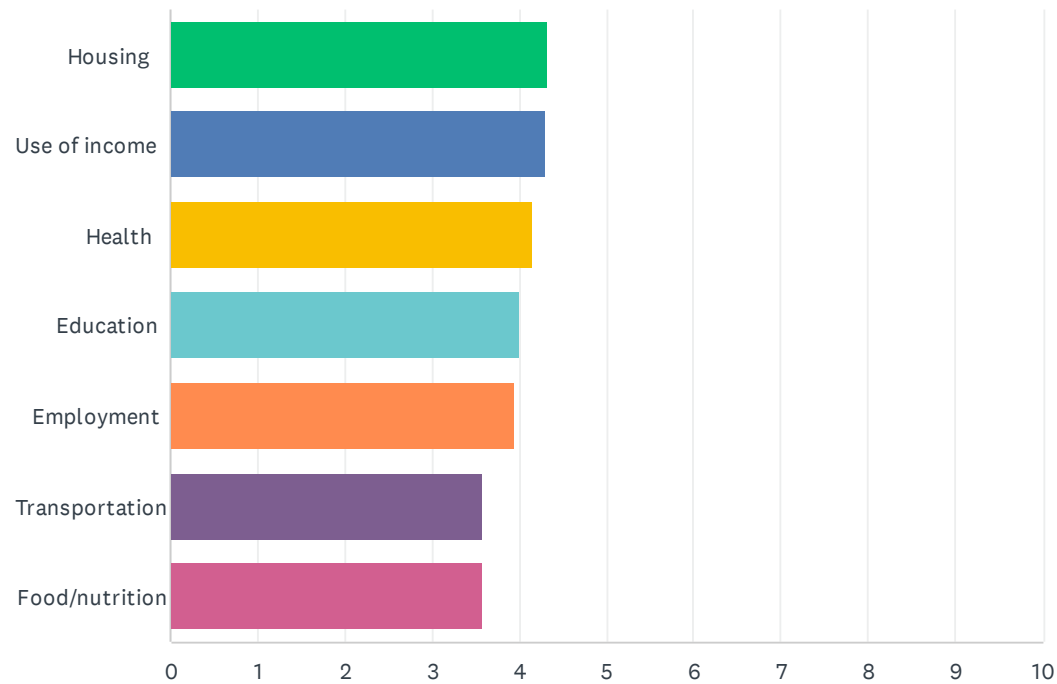
#	OTHER (PLEASE SPECIFY)	DATE
1	disabled and do not go anywhere	5/26/2022 12:35 PM
2	yes but not operational	5/26/2022 11:36 AM
3	my son takes good care of me	5/23/2022 3:22 PM
4	rely on family	5/23/2022 3:17 PM
5	mostly kids drive me to Dr Appointments	5/23/2022 2:58 PM
6	kaseyr@utah.gov	5/18/2022 11:24 AM
7	vehicle isn great but it work for now	5/5/2022 1:24 PM
8	the bus here is a JOKE. most run approx every 90 mins and DO NOT coincide with schools!!!	5/4/2022 9:37 AM
9	My car isn't running well and can't pay the insurance	4/13/2022 5:43 AM
10	Not right now. my car is broke down currently	3/24/2022 1:38 AM
11	Cannot afford travel expenses	2/19/2022 8:15 AM
12	I did but currently in the shop	2/2/2022 7:22 PM
13	my car is currently inoperable, it needs a new clutch	2/2/2022 6:44 PM
14	Dependent on friends.	2/2/2022 2:19 PM
15	My husband don't he depends on me, it's hard	2/2/2022 9:24 AM
16	Older car	2/1/2022 6:44 AM
17	My car needs work but it runsfor now.	1/31/2022 6:20 PM

Five County 2022 Community Needs Assessment Survey

18	I have a vehicle it is having trouble starting most times so not technically reliable	1/31/2022 6:01 PM
19	Yes but cannot afford to maintenance it	1/31/2022 5:28 PM
20	Around town. Borrowed vehicle	1/31/2022 4:31 PM
21	i get rides sometimes car not working at the moment	1/31/2022 4:31 PM
22	Friends help	1/31/2022 4:15 PM
23	A badly working car, expensive gas-ZERO option for public transport which is 30 years BEHIND in S Utah	1/25/2022 12:55 PM

Q29 Rank categories in order of most to least accessible to you and your family, 1 being the least and 7 being the most.

Answered: 589 Skipped: 70



Five County 2022 Community Needs Assessment Survey

	1	2	3	4	5	6	7	TOTAL	SCORE
Housing	35.65% 190	10.32% 55	7.50% 40	5.82% 31	5.63% 30	8.07% 43	27.02% 144	533	4.32
Use of income	10.15% 55	23.62% 128	17.90% 97	13.47% 73	12.73% 69	14.39% 78	7.75% 42	542	4.31
Health	9.80% 53	12.20% 66	18.11% 98	25.69% 139	17.38% 94	11.09% 60	5.73% 31	541	4.15
Education	19.00% 106	15.77% 88	10.75% 60	10.39% 58	10.75% 60	11.83% 66	21.51% 120	558	4.00
Employment	13.41% 72	11.73% 63	19.18% 103	13.04% 70	13.41% 72	13.41% 72	15.83% 85	537	3.95
Transportation	7.43% 40	11.15% 60	12.45% 67	13.38% 72	23.98% 129	20.45% 110	11.15% 60	538	3.59
Food/nutrition	6.27% 35	12.01% 67	13.08% 73	18.46% 103	16.31% 91	20.61% 115	13.26% 74	558	3.59